



Hitouch 5

HN18-72HT

540-560W

BIFACIAL

Bifacial Module

21.68%

Maximum Efficiency

15 YEARS

Product Warranty



Higher Power Output

Higher module conversion efficiency benefit from bigger wafer and half-cell structure.

MBB technology enhances current collection with lower series resistance.



Excellent Temperature Coefficient

Lower operating temperature and temperature coefficient increases the power output



Long-Term Reliability

Module certified to withstand extreme wind (2400 Pascal) and snow loads (5400 Pascal).

Excellent anti-PID performance to guarantee a better sustainability in harsh environment.

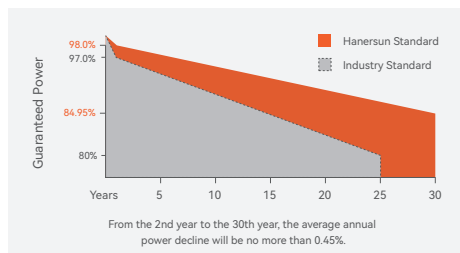


Lower Hot Spot and Crack Risk

Reduce hot-spot risk with optimized electrical design and lower operating current.

Reduce crack risk by MBB solar cell design.

Power Warranty



15-year product warranty



30-year linear power output warranty

Insurance



Munich RE



太平洋保险 CPIC

Certificates



About Hanersun

Hanersun is a world leading solar module manufacturer and comprehensive energy solution provider. We provide customers with cutting edge solar modules, and services for the entire project life cycle.

Electrical Characteristics

Module Type	HN18-72HT540W		HN18-72HT545W		HN18-72HT550W		HN18-72HT555W		HN18-72HT560W	
	STC	NMOT	STC	NMOT	STC	NMOT	STC	NMOT	STC	NMOT
Maximum Power (Pmax)	540	408	545	412	550	416	555	420	560	424
Maximum Power Voltage (Vmp)	41.64	38.89	41.80	39.20	41.96	39.39	42.26	39.69	42.50	39.86
Maximum Power Current (Imp)	12.97	10.47	13.04	10.51	13.11	10.55	13.14	10.59	13.18	10.64
Open-circuit Voltage (Voc)	49.60	46.34	49.75	46.55	49.90	46.66	50.20	46.88	50.40	47.08
Short-circuit Current (Isc)	13.86	11.09	13.93	11.13	14.00	11.18	14.04	11.24	14.10	11.30
Module Efficiency(%)	20.90%		21.10%		21.29%		21.48%		21.68%	

STC: Irradiance 1000W/m², Cell Temperature 25°C, Air Mass AM1.5.
*Measuring tolerance: 0 ~ +5W

NMOT: Irradiance at 800W/m², Ambient Temperature 20°C, Wind Speed 1m/s.

Electrical Characteristics with 10% Solar Irradiation Ratio

Module Type	HN18-72HT540W	HN18-72HT545W	HN18-72HT550W	HN18-72HT555W	HN18-72HT560W
Maximum Power (Pmax)	578	583	589	594	599
Maximum Power Voltage (Vmp)	42.24	42.43	42.67	42.89	43.09
Maximum Power Current (Imp)	13.69	13.74	13.79	13.85	13.91
Open-circuit Voltage (Voc)	49.93	50.03	50.21	50.41	50.61
Short-circuit Current (Isc)	14.50	14.56	14.63	14.68	14.73

Mechanical Parameters

Solar Cells	Monocrystalline (182mm)
Module Dimensions	2278*1134*30mm
Glass	2mm-2mm
Frame	Anodized Aluminium Alloy
Output Cable	4.0mm ² , 300/300mm

No. of Cells	144 [2 x (12 x 6)]
Weight	31.5kg
Encapsulant Material	EVA/POE
J-Box	IP68
Connector	MC4 Compatible

Temperature Ratings

NMOT (Nominal operating cell temperature)	45°C(±2°C)
Temperature Coefficient of Pmax	-0.350%/°C
Temperature Coefficient of Voc	-0.275%/°C
Temperature Coefficient of Isc	+0.045%/°C

(Do not connect Fuse in Combiner Box with two or more strings in parallel connection)

Packaging

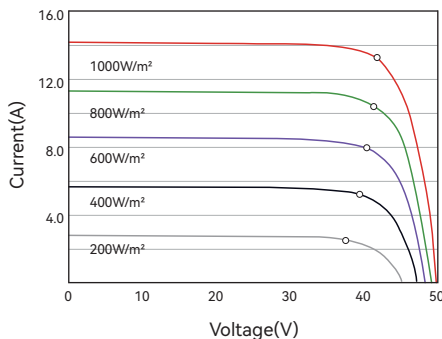
Pcs per Pallet: 36

Operating Parameters

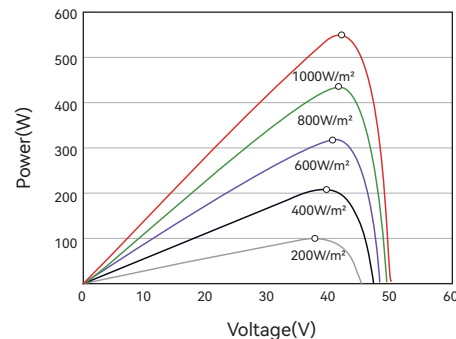
Operational Temperature	-40°C~+85°C
Maximum System Voltage	1500V DC (IEC)
Maximum Series Fuse Rating	30A
Bifacility	75%-80%

Pcs per 40' HC: 720


I-V Curves of PV Module (550W)



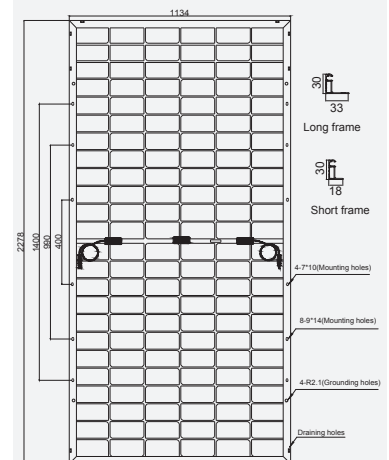
P-V Curves of PV Module (550W)



Dimensions (Unit: mm)



Front View



Back View